

PSM 300 M



YARI OTOMATİK AÇILI TESTERE TEZGAHI SEMI AUTOMATIC MITER BANDSAW MACHINE




01
MALZEME SIKMA SİSTEMİ
MATERIAL CLAMPING SYSTEM



02
KUMANDA PANELİ
CONTROL PANEL



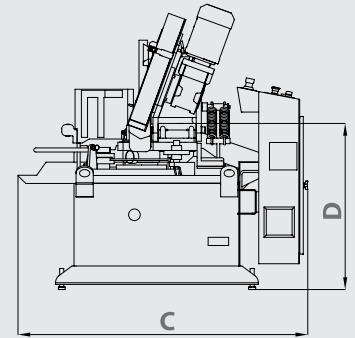
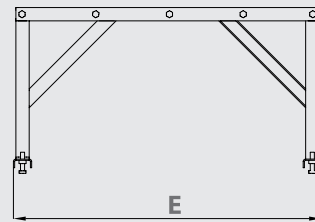
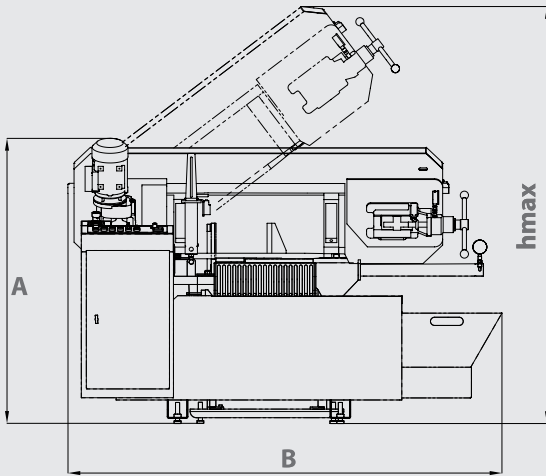
03
ŞERİT GERDİRME SİSTEMİ
BLADE TENSIONING



04
AÇILI KESİM
MITER CUTTING

ÖLÇÜLER DIMENSIONS

MAFSALLI MODELLER PIVOT TYPES



TEKNİK ÖZELLİKLER TECHNICAL FEATURES

A	1392 mm 54.80 inch	B	2120 mm 83.46 inch	C	1415 mm 55.70 inch	D	810 mm 31.88 inch	E	1500 mm 59.05 inch	hmax	2036 mm 80.15 inch
---	-----------------------	---	-----------------------	---	-----------------------	---	----------------------	---	-----------------------	------	-----------------------

	Yarı Otomatik Semi Automatic		Şerit Ölçüsü Blade Dimension 27 x 0.9 x 3970 mm 1 x 0.035 x 156.3 inch		Şerit Motoru Blade Motor 1,5 kW - 1500 d/dk 2 hp - 1500 rpm		Sürücü Motor Feeding Motor Manuel Manual
	Hidrolik Motor Hydraulic Pump Motor 0.75 kW - 1400 d/dk 1 hp - 1400 rpm		Soğutucu Motor Cooling Liquid Motor 0.12 kW - 3000 d/dk 0.16 hp - 3000 rpm		Voltaj Voltage 400 V 400 V		Maksimum Güç Maximum Power 2.37 kW 3.17 hp
	Kesme Hızı Cutting Speed 15 m/dk - 49 ft/min 130 m/dk - 426 ft/min		Ağırlık Weight 950 kg 2094.39 lbs		Malzeme Sıkma Sistemi Material Clamping System Hidrolik Hydraulic		Şerit Germe Sistemi Blade Tensioning System Hidromekanik Hydramechanic

Kesim Kapasitesi Cutting Capacity		Kesim Kapasitesi Cutting Capacity		mm inch		60°		45°		30°		0°		100°		45°		60°	
300 mm 11.8 inch	470 mm 18.5 inch	●	■	230 mm 9.05 inch	300 mm 11.8 inch	210 x 210 mm 8.26 x 8.26 inch	220 x 220 mm 8.66 x 8.66 inch	220 x 220 mm 8.66 x 8.66 inch	220 x 220 mm 8.66 x 8.66 inch	220 x 220 mm 8.66 x 8.66 inch	220 x 380 mm 8.66 x 14.96 inch	220 x 220 mm 8.66 x 8.66 inch	220 x 220 mm 8.66 x 8.66 inch	220 x 470 mm 8.66 x 18.50 inch					